



COOKING EQUIPMENT

SERVING THE FOOD INDUSTRY SINCE 1951


BAIN MARIE

Item: 42156
Model: FW-CN-0905

Item: 42157
Model: FW-CN-1170

Item: 43055
Model: FW-CN-1435

Our bain-maries are constructed with high quality stainless steel. They provide high-efficiency performance and are equipped with a thermostat. They all include glass sneeze guard, clear lids, and half-size pans. Can accommodate full-size pans in lieu of two half-size pans. Ideal for restaurants, hotels, banquet halls, and cafeterias.



43055



Authorized Dealer



WARRANTY
PARTS AND LABOR



TECHNICAL SPECIFICATION

Model FW-CN-0905



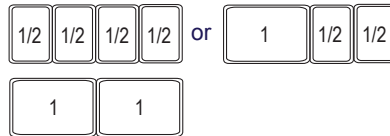
Pan Capacity: 2-WAYS



Model FW-CN-1170



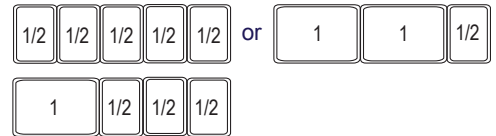
Pan Capacity: 3-WAYS



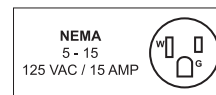
Model FW-CN-1435



Pan Capacity: 3-WAYS



	1.5-kW Bain Marie with 3 Half-size Pans	1.5-kW Bain Marie with 4 Half-size Pans	1.8-kW Bain Marie with 5 Half-size Pans
ITEM NUMBER	42156	42157	43055
MODEL	FW-CN-0905	FW-CN-1170	FW-CN-1435
POWER	1.5 KW	1.5 KW	1.8 KW
PAN CAPACITY (4" Height)	(Three) Half-size or (One) Full size & (One) 1/2-size	(Four) 1/2-size or (Two) Full size or (One) Full size & (Two) 1/2-size	(Five) 1/2-size or (One) Full size & (Three) Half size or (Two) Full size & (One) 1/2-size
TEMPERATURE RANGE	30-85° C / 86-185° F	30-85° C / 86-185° F	30-85° C / 86-185° F
ELECTRICAL	110v/60hz/1ph	110v/60hz/1ph	110v/60hz/1ph
NET WEIGHT	14 kg. / 31 lbs.	17 kg. / 37 lbs.	20 kg./ 44 lbs.
GROSS WEIGHT	16 kg. / 35 lbs.	19 kg. / 42 lbs.	23 kg./ 51 lbs.
DIMENSIONS (DWH)	13.6" x 36" x 12.5" / 345 x 919 x 317.5 mm	13.6" x 47" x 12.5" / 345 x 1187 x 317.5 mm	13.6" x 57" x 12.5" / 345 x 1455 x 317.5 mm
GROSS DIMENSIONS	17" x 38" x 9.5" / 432 x 965 x 241 mm	17" x 50" x 10" / 1270 x 432 x 254 mm	16" x 60" x 11" / 415 x 1525 x 280 mm



OMCAN INC.

Telephone: 1-800-465-0234
 Fax: (905) 607-0234
 Email: sales@omcan.com
 Website: www.omcan.com



Follow us to keep up to date with the latest news and offers

