



Made in the Netherlands

ATMOVAC™

INDUSTRIAL VACUUM MACHINES

FEATURES

- Standard digital controls with 10-program memory and Sensor Control*
- Stainless steel frame
- Aluminum chamber(s) and lid with sight glass
- Pump maintenance and cleaning program
- Insert plates included

PAMPERO & SOLAR

Maximize your productivity with ATMOVAC Industrial Vacuum Machines. Get the fastest, highest quality results on all your high-volume vacuum packaging needs.



4 CLEAR RETURNS ON INVESTMENT

- **Scale saving:** Save money on your food cost by safely handling larger quantities.
- **Food saving:** Minimize food waste.
- **Go to market:** Bring your finished products to the marketplace in a safe, traceable and easily identifiable package.
- **Sous-Vide:** Incorporate Sous-Vide cooking processes in your kitchen, saving you labor costs and enhancing the quality of your offering.

Cost-efficient and space-saving



Busch pump
Powerful, reliable & maintenance friendly

SINGLE CHAMBER FLOOR MODEL

PAMPERO30/20D3 (replaces FALCON80)

Sensor Control*, dual seal beams in an "L" configuration, high lid (9.5"), double seal, removable silicon holders for easy cleaning and maintenance

Power 208V, 3PH, 2400W, 21A

Standard

Power

208V, 3PH, 2400W, 21A

Chamber size (L x W x H)

20" x 30" x 9.5"

Seal bar

1 x 30" (front), 1 x 20" (right)

Pump speed

100 m³/h

Machine cycle

15-40 sec

Dim. (L x W x H)

32.25" x 35.5" x 41.25"

Net weight

500 lbs

Ship dimensions

40.5" x 37.5" x 54.25"

Ship weight

586 lbs

Optional add-ons

3rd Seal Bar • ACS*** • Gas Flush • Cut-Off Seal • Wide Seal (0.4") • Bi-Active Seal • ESD Configuration (in combination with Bi-Active Seal)

DUAL CHAMBER FLOOR MODEL

PAMPERO2-22D3 (replaces FALCON2-70)

Sensor Control*, dual seal beams, Liquid Control**, Soft Air, high lid (9.5"), double seal, removable silicon holders for easy cleaning and maintenance

Power 208V, 3PH, 3400W, 21A

2 x (27.5" x 21.6" x 9.5")

2 x 21.7"

100 m³/h

15-40 sec

40" x 49.5" x 46.75"

1025 lbs

53" x 44" x 53"

1130 lbs

SOLAR2-24D3W (replaces POLAR2-50) (Special Order)

Sensor Control*, dual seal beam, Soft Air, double cut-off wide seal (0.4"), flat work surface

Power 208V, 3PH, 3400W, 24A

2 x (19.6" x 24.4" x 9.4")

2 x 24.4"

100 m³/h

15-40 sec

36.25" x 58.75" x 52"

761 lbs

62.25" x 37.75" x 52.25"

866 lbs

Liquid Control** • ACS*** • Gas Flush • Bi-Active Seal • Easy Swing • Extra Seal Capacity • External Pump Connections



Warranty:
1 year parts and labour, 3 years parts. Pumps, Teflon seal tape and gaskets are excluded from parts warranty. See corresponding Atmovac Service Kits, sold separately.

Accessories (PAMPERO30/20D3). Can be installed prior to shipping or purchased separately. Professional installation required.

GAS FLUSH KIT: 0903040 (FRONT – RIGHT "L"), 0903044 (FRONT – REAR), 0903042 (LEFT – RIGHT)

LIQUID CONTROL KIT: 0930124 SERVICE KIT: 0930140

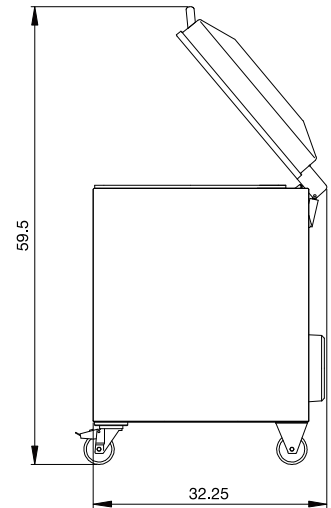
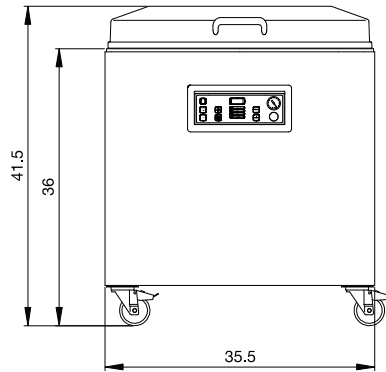
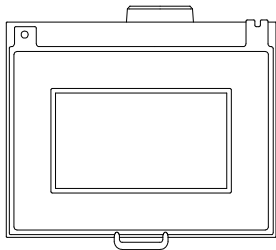
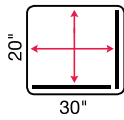
*Sensor Control: The vacuum process will end as soon the preset percentage has been reached.

**Liquid Control: Prevents liquids from boiling during the vacuum process. As soon as the boiling point is detected, the vacuum process stops, and the bag is sealed. With no loss of moisture, the product, pump and vacuum chamber are equally protected.

***ACS (Advanced Control System): LCD panel, 20-program memory, secured access, gate check/maintenance alarm, USB connection, printer compatibility, HACCP compliance, easy service and maintenance.

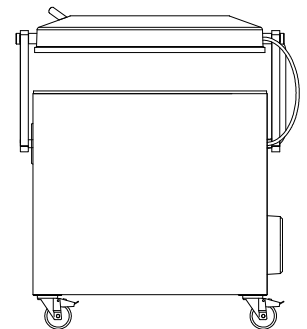
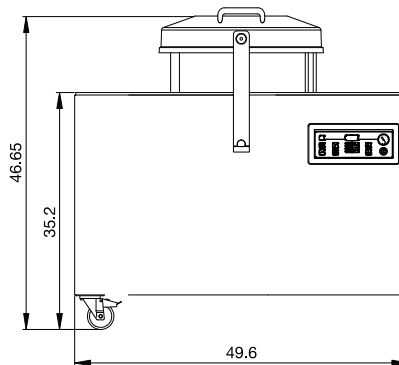
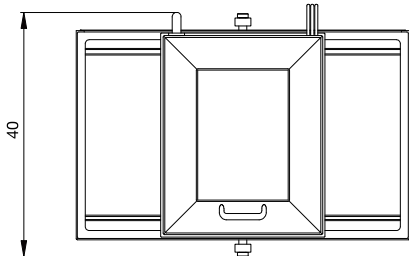
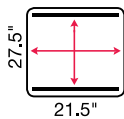
PAMPERO30/20D3

SEAL BARS
CONFIGURATION



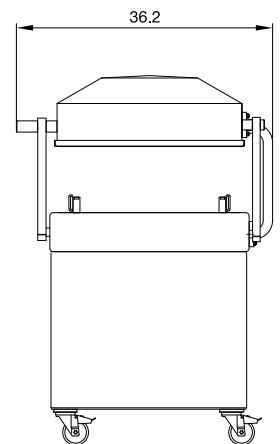
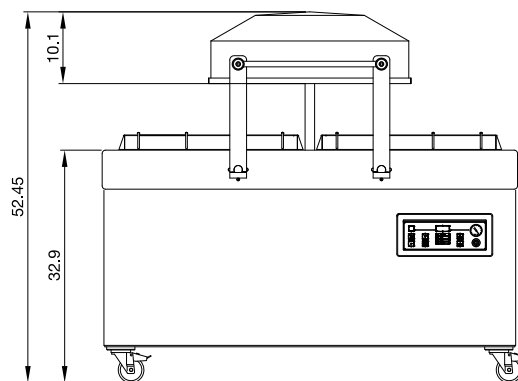
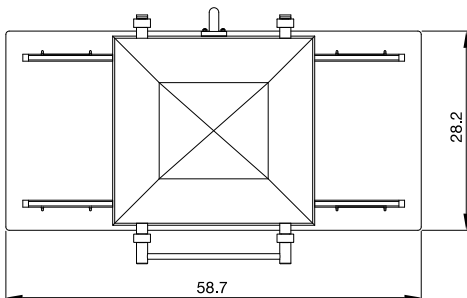
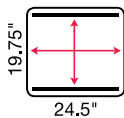
PAMPERO2-22D3

SEAL BARS
CONFIGURATION



SOLAR2-24D3W

SEAL BARS
CONFIGURATION



Dimensions expressed in inches